

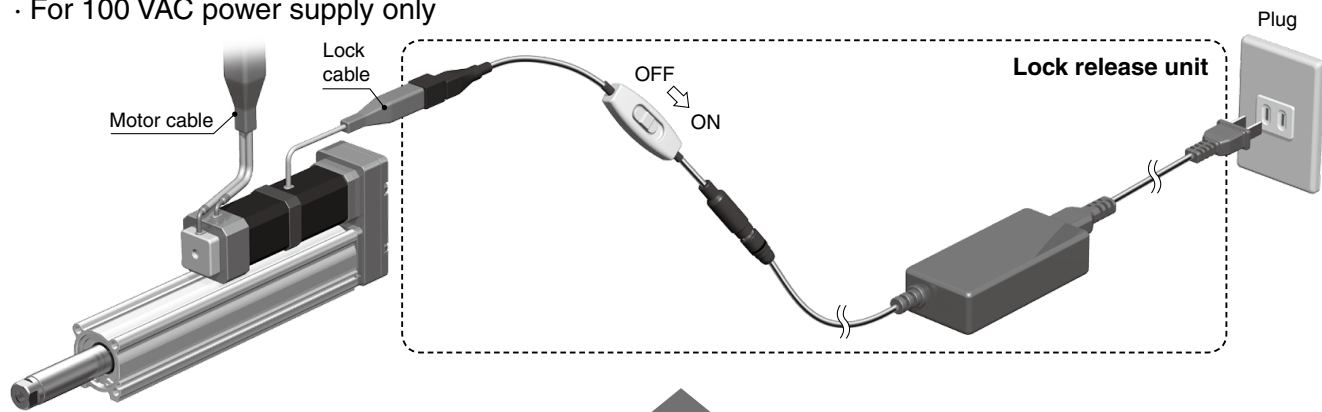
# Lock Release Unit/ Electric Actuator **With Lock** For the LE□ Series



**Lock release is only possible with 100 VAC power supply.**

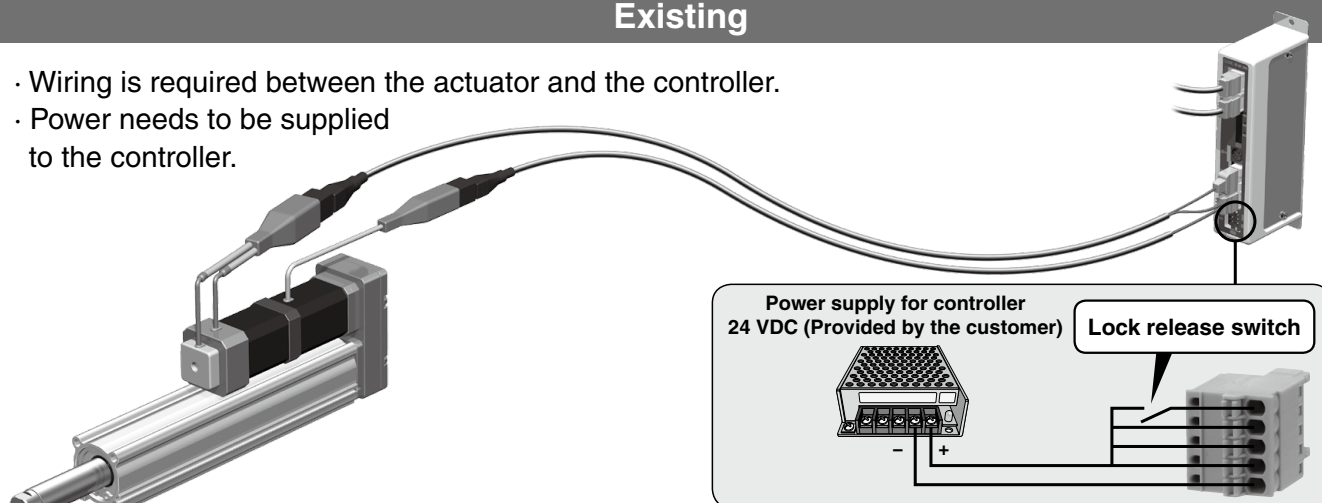
## For the lock release unit

- Wiring is **not required** between the actuator and the controller.
- For 100 VAC power supply only



## Existing

- Wiring is required between the actuator and the controller.
- Power needs to be supplied to the controller.



## Specifications

Model	LE-ML-P-X117
Compatible motor	Electric actuator with lock: LE series <ul style="list-style-type: none"> <li>· Step motor (Servo/24 VDC)</li> <li>· Servo motor (24 VDC)</li> </ul>
Input voltage [V]	100 to 240 VAC 50/60 Hz
Output voltage [V]	24 VDC
Output current [A]	1 A MAX
Standards	CE marking (EMC directive/RoHS directive)



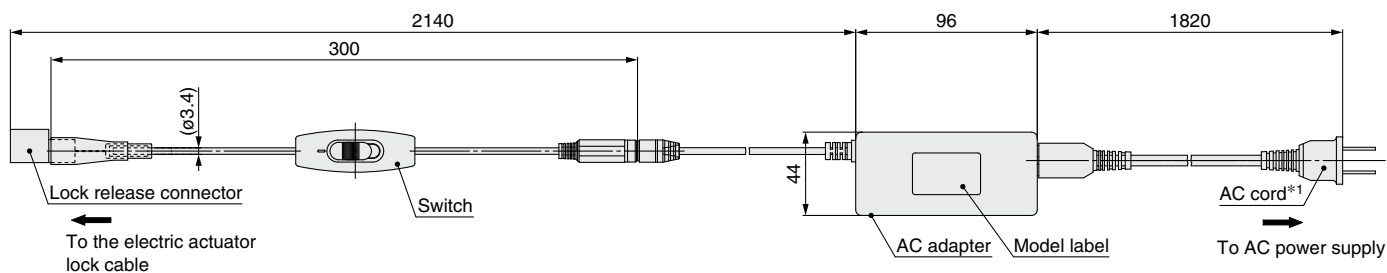
# LE-ML-P-X117



19-E737

# LE-ML-P-X117

## Dimensions



\*1 AC cord is only for use in Japan.  
(Rated voltage 125 V, Plug JIS C8303, Inlet IEC60320-C8)

## ⚠ Caution

### 1. Be sure to implement drop-prevention measures and confirm the safety of this unit before operation.

If the electric actuator lock is released with the product mounted vertically, the workpiece being held may drop due to its own weight.

### 2. This unit can only be used during electric actuator installation and maintenance, before the electric actuator and controller are connected. When connecting the electric actuator to the controller, remove this unit from the electric actuator, and be sure to connect the lock cable to the controller.

The lock release control of the electric actuator is conducted by the controller. Therefore, abnormal operation or malfunction may occur if the electric actuator is operated without the lock cable connected to the controller.